

23 SEP 2017

23/09/2017

11:25 pm


Police Station

RS Open
11:25 pm

#1 B62789 HELIPASAMPA B.No. 37 meop. 15 N.K.

S4114

Pestaru Nisham



S/B/Cur pt referred from R47C scanner

±0 marks

BD - relatives

C/O RTA? 23/09/17 at 9:30pm

RTA?

c/e - laceration on head.

parietal Region 5x5cms approximately

RTA? 23/09/17

9m 770 Sec in
400 Dico in police
at scanner

- Abrasion over chest

5x5cms approximately

- T Dico Song BD

Blunt trauma over chest

- T Gelusil BD

No H/o Vomiting, No H/o GN7 bleed

- C Amox 500mg BD

No H/o LOC

Q

S/B 25 LS

A) B/Ls into on duty scale referred to 75 m each B/Ls
relates to 1/16 part of head up B/Ls referred to 1/16 side
1/16 head up. No 9/16 coc/vomel / dryer. part notes

DR / time


O/g. Control

CNS / MAN

AG. One ch24

for
Ag. brick

P/A. system to local as
2nd @



one: come all
act by

Page B122

at
of head (CP)

CP
to dia
iso (d to)


7 A. A/16 B/Ls head up. 1/16

DEPARTMENT OF RADIO-DIAGNOSIS
INDIRA GANDHI GOVT. MEDICAL COLLEGE & HOSPITAL
NAGPUR.

Name:-	Keshav Meshram	Age/Sex:-	55 Y / M
Referred by:-		Date:-	24/09/2017
Performed by:-	Lecturer on call of Dr. Sautter	Disc no:-	S-236/17
Protocol:-	Plain CT Head study		

- Supratentorial structures are normal.
- Posterior fossa structures are normal.
- No evidence of intracranial bleed.
- There is no shift of midline structures.
- Ventricular system, basilar cisterns are normal.
- Visualized parts of orbit & paranasal sinuses appear normal.
- Skull vault appears normal.

OPINION: ct head plain does not reveal any head injury component.



Signature

[Handwritten signature]

Opinion

Ovaries

Uterus

Prostate

Bladder

Kidney

Pancreas

Spleen

NO solid organ injury
NO significant abnormalities

NO intrabowel collection

Empty

Right *[M]*
Left *[M]*

[M]

[M]

[Blank lines for notes]

NET possible due to
compressed paracolic position

[M] are stage elevated

USG ABDOMEN AND PELVIS

Name: *Karan Mishra*
Seen by Dr. *Dr. Saurav (GRC)*
Date: *24/09/2017*

INDIRA GANDHI MEDICAL COLLEGE AND
GENERAL HOSPITAL, NAGPUR

DEPARTMENT OF RADIOLOGY

GB

GBD-PV

GBD-IM

[Handwritten note]

Liver