

CJPN (O-127)-9-2008-5,00,000 Bks./4 lvs.-PA4*
G. R. G. D. No. 733/33, dated 16-6-41 and
G. R. G. D. No. 733/33, dated 11-12-47,
with the Govt. of Maharashtra, Bombay's
G.O. No. 19357/1, dated 4-7-62.]

C. M. 67 e

1529
10/9/2017

Memorandum of a post-mortem examination held at Zamaji Mahuji Kuhlkar Dispensary Hospital

on the dead body of Zamaji Mahuji of Village Umpen
Kuhlkar of City

Taluka Umpen, District Nagpur, by Dr. Ajitsingh H. Khandali

I. General Particulars—

1. (a) By whom was the corpse sent? — Prakash Chaugale
- (b) Name of place from which sent. — Gengapur
- (c) Distance of place from which sent. — 2 km
2. By whom was the corpse brought? — Prakash Chaugale P-57
3. By whom identified? — Anil Bhaurao Hegam 26 yr
— Avinash Prishu Varhane 22
4. The date, hour and minute of its receipt. — 22.8.17 10 AM
- (a) The date, hour and minute of beginning post-mortem examination. — 22.8.17 11 AM
- (b) The date, hour and minute of ending post-mortem examination. —
5. Substance of accompanying Report from Police Officer or Magistrate, together with the date of death if known. Supposed cause of death or reason, for examination. — Police Inqool.
— Police Requestin

6. If not examined at Dispensary or Hospital—

(a) Name of place where examined.

(b) Distance from Dispensary or Hospital—

(c) Reason why the body was not sent to the Dispensary or Hospital.

II. External Examination—

7. Sex, apparent age, race or caste.

70 male Hindu

Description of clothes and of ornaments on the body.


- white kurta
- white dhoti

8. **Condition of the clothes—** Whether wet with water, stained with blood or soiled with vomit or foecal matter.

- soiled c blood
- body multiple # seen

9. Special marks on the skin such as scars, tattooing etc., any malformations peculiarities, or other marks of identification. State of the teeth.

In newly born infants, the length and (if possible), the weight of the body to be recorded together with the state of the hair, nails and umbilical cord, its length, whether placenta is attached or not, if present, its size and condition.



Condition of body—
ner well-nourished, thin
associated, warm or cold.

→ well nourished

11: **Rigar Mortis**—Well-marked, slight or absent; whether present in the whole body or part only.

- body cut into pieces.
- multiply # scars
- brain injury

12. Extent and signs of decomposition, presence post-mortem lividity of buttocks, loins, back and thighs or any other part. Whether bullae present and the nature of their contained fluid. Condition of the cuticle.

→ no sign of decomposition

13. **Features**—Whether natural or swollen, state of eyes, position of tongue : nature of fluid (if any) oozing from mouth, nostrils or ears.

- major Head injury
- # - scalp.
- # - mandible
- # - maxilla
- brain protruding out.

14. **Condition of skin**—Marks of blood etc. In suspected drowning the presence or absence of cutes anserina to be noted.

→ no suspect of drowning

15. Injuries to external genitals.
Indication of purging.

16. **Position of limbs**—
Especially of arms and
of fingers in suspected
drowning the presence or
absence of sand or earth
within the nails or on the
skin of hands and feet.

No suspect of drowning

17. **Surface wounds and injuries**—Their nature, position, dimensions (measured) and directions to be accurately stated—their probable age and causes to be noted.

- # Scapula
- # both shoulder
- # parietal bone (marked)
- # occiput
- # frontal bone
- # Tibia + fibula } Rt. / left

If bruises be present what is the condition of the subcutaneous tissues?

- # Hip joint
- front abdomen

(N.B.—(When injuries are numerous and cannot be mentioned within the space available they should be mentioned on a separate paper which should be signed).

Intestine protruding out.

- # ribs all marked

- # Humerus } both
- # ulna + radius }

- # wrist joint

#

18. Other injuries discovered by external examination or palpation as fractures etc.

(a) Can you say definitely that the injuries shown against serial Nos. 17 and 18 are ante mortem injuries?



III. Internal Examination—

19. Head—

(i) Injuries under the scalp, their nature.

#

(ii) **Skull**—Vault and base—describe fractures, their sites, dimensions, directions, etc.

Crushed, brain material protruding out

(iii) **Brain**—The appearance of its coverings, size, weight and general condition of the organ itself and any abnormality found in its examination to be carefully noted (weight M. 3 grams F. 2.75 grams).

Congested

occipital + parietal +

20. Thorax—

(a) Walls, ribs, cartilages

ribs

(b) Pleura

oedematous, crushed filled blood

(c) Larynx, Trachea and Bronchi.

Congested

bleeding

(d) Right Lung

ruptured bleeding fluid

(e) Left Lung

(f) Pericardium

ruptured

(g) Heart with weight

(h) Large vessels

(i) Additional remarks.

21. **Abdomen**—

Walls	} ruptured intestine protruding out
Peritoneum	
Cavity	

Buccal Cavity, teeth, tongue and Pharynx. — crushed
bleeding

Esophagus — congested - bleeding

Stomach and its contents

Small intestine and its contents.	} Intestine protruding out
Large intestine and its contents.	

Liver (with weight) and gall bladder. — congested - ruptured

Pancreas and Suprarenals — congested

Spleen with weight — congested

Kidneys with weight — ruptured

Bladder — empty

Organs of generations — crushed

Additional remarks with where possible, medical officer's deduction from the state of the contents of the stomach as to time of death and last meal.

State which viscera (if any) have been retained for chemical examination and also quote the numbers on the bottles containing the same.

not present

II.

7. Si or

De ani box

8. Cor Whi stair with

9. Spec such etc., pecu mark State

In new length weight record state of umbilic whether attache size



7

not open

Opinion as to the cause
probable cause of death.

- Hemorrhagic shock
- due to multiple # / injuries
- due to Road Traffic Accident.

सत्यप्रत

8/0 P9
प्रकाश चनगोले
पो.उप.नि.
पो.स्ते.उमरेड

Dated

200 22-8/7

(Signature)

*The Spinal Cord need not be examined unless there are any indications of disease, Strychnia poisoning or injury.

Note—The report must be written and signed immediately after the examination. Medical Officers will at once despatch a duplicate copy to the Civil Surgeon of their district for record in his office.

Great care should be taken not to cut the viscera before they have been inspected *in situ*.

21. *Abdomen*

8

No.

200

Dispensary
Place Civil Hospital

200

Forwarded to the Police Sub-Inspector

UMPY

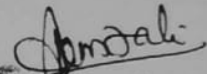
for information with reference to his No.

of

200

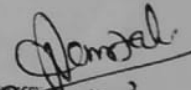
22/8/17

2. Viscera has been preserved. It may please be stated **Immediately** whether examination by the Chemical Analyser is necessary or it is to be destroyed.


Civil Surgeon or M. M. S. Officer
अधिकारी
ग्रामिण रुग्णालय, उमरेड

Copy forwarded with compliments to the Civil Surgeon,

for information.


Officer
अधिकारी
ग्रामिण रुग्णालय, उमरेड

Seen and examined by the Civil Surgeon,

200

on

Remarks of the Civil Surgeon,

(if any)

Civil Surgeon