



पोलीस स्टेशन भावनेर
मा. नं. / जा. नं. 718/18
दिनांक 13/04/18

Dispensary
Hospital

Memorandum of a post-mortem examination held at

on the dead body of Akshay Babarao Thakur Village of Bramhprani
Taluka Saoner, District Nagpur, by D. Baretke

I. General Particulars—

1. (a) By whom was the corpse sent? Police
- (b) Name of place from which sent. Police Station, Saoner
- (c) Distance of place from which sent.
2. By whom was the corpse brought?
3. By whom identified? 1) प्रडाम उशकराव पांडे P. R. Pandey
4. The date, hour and minute of its receipt. 2) अशरफ अली हाडरे A. B. Haadare
- (a) The date, hour and minute of beginning post-mortem examination. 6/4/18, 5pm
- (b) The date, hour and minute of ending post-mortem examination. 6/4/18 6pm
5. Substance of accompanying Report from Police Officer or Magistrate, together with the date of death if known. Supposed cause of death or reason, for examination. Inquest of cause of death.

6. If not examined at Dispensary or Hospital—

- (a) Name of place where examined.
- (b) Distance from Dispensary or Hospital—
- (c) Reason why the body was not sent to the Dispensary or Hospital.

II. External Examination—

7. Sex, apparent age, race or caste.

23 years male, Hindu

Description of clothes and of ornaments on the body.

Clothes

Blue Jeans

8. Condition of the clothes— Whether wet with water, stained with blood or soiled with vomit or foecal matter.

White shirt

Red - Banyan

Brown underwear

9. Special marks on the skin such as scars, tattooing etc., any malformations peculiarities, or other marks of identification. State of the teeth.

Red thread around waist

P.M.
A.H.

In newly born infants, the length and (if possible), the weight of the body to be recorded together with the state of the hair, nails and umbilical cord, its length, whether placenta is attached or not, if present, its size and condition.

ILD

tattoo over Rt forearm
(31904)

10. **Condition of body**—Whether well-nourished, thin or emaciated, warm or cold.

Thin, cold

11. **Rigor Mortis**—Well-marked, slight or absent; whether present in the whole body or part only.

Rigor ⊕

12. Extent and signs of decomposition, presence post-mortem lividity of buttocks, loins, back and thighs or any other part. Whether bullae present and the nature of their contained fluid. Condition of the cuticle.

Lividity ⊕

13. **Features**—Whether natural or swollen, state of eyes, position of tongue: nature of fluid (if any) oozing from mouth, nostrils or ears.

Eyes open, swollen, protruded one
Mouth closed, tongue inside,
bloody ooze ⊕ tongue ENT.

14. **Condition of skin**—Marks of blood etc. In suspected drowning the presence or absence of cutaneous anserina to be noted.

marks of blood ⊕ over face,
trunk.

15. Injuries to external genitals.
Indication of purging.

16. **Position of limbs**—
Especially of arms and
of fingers in suspected
drowning the presence or
absence of sand or earth
within the nails or on the
skin of hands and feet.

In Anatomical Position

17. **Surface wounds and injuries**—Their nature, position, dimensions (measured) and directions to be accurately stated—their probable age and causes to be noted.

If bruises be present what is the condition of the subcutaneous tissues ?

(N.B.—(When injuries are numerous and cannot be mentioned within the space available they should be mentioned on a separate paper which should be signed).

- ① Fracture
 - Skull - crushed
 - Brain material - expelled out
 - Mandibular - # ⊕
 - Thorax Rt & Lt side -
 - Ribs # from 2nd to 7th
 - Humeral # lt upper limb
 - lt femoral head #.
 - central vertebrae C2 to C4 #
 - distal ⊕

- ② Laceration, crushed scalp
 - lt upper limb - 10x5 cm - lt

18. Other injuries discovered by external examination or palpation as fractures etc.

(a) Can you say definitely that the injuries shown against serial Nos. 17 and 18 are ante mortem injuries ?

19. Head—

- (i) Injuries under the scalp, their nature.
- (ii) **Skull**—Vault and base—describe fractures, their sites, dimensions, directions, etc.
- (iii) **Brain**—The appearance of its coverings, size, weight and general condition of the organ itself and any abnormality found in its examination to be carefully noted (weight M. 3 grams F. 2.75 grams).

Skull—crushed.

Brain material ~~ruptured~~ expelled one
clots ⊕, Haemorrhage ⊕

20. Thorax—

- (a) Walls, ribs, cartilages
- (b) Pleura
- (c) Larynx, Trachea and Bronchi.
- (d) Right Lung
- (e) Left Lung
- (f) Pericardium
- (g) Heart with weight
- (h) Large vessels
- (i) Additional remarks.

— Rt (left side) Ribs # from 2nd to 7th
 — Pleura Ruptured—B/L
 — Clot ⊕

} Ruptured, clots ⊕, injured

} clots injured, pale

21. Abdomen

Walls

Peritoneum

Cavity

Intact, unopened.

Buccal Cavity, teeth, tongue and Pharynx.

- mouth closed, teeth intact, tongue inside, empty (circled) study

Esophagus

Stomach and its contents

- Empty

Small intestine and its contents.

Large intestine and its contents.

- feces & gases (circled)

Liver (with weight) and gall bladder.

Pancreas and Suprarenals

Spleen with weight

Kidneys with weight

Intact, unopened

Bladder

- Empty

Organs of generations

- Semen (circled) : stool passed.

Additional remarks with where possible, medical officer's deduction from the state of the contents of the stomach as to time of death and last meal.

State which viscera (if any) have been retained for chemical examination and also quote the numbers on the bottles containing the same.

555

. C₂ to C₄ cervical vertebrae
(+) & torn
cord (+)

Opinion as to the cause
probable cause of death.

Sudden cardiorespiratory
arrest due to severe head injury
& spinal injury.



Dated 6/9/18 200

(Handwritten Signature)

(Signature)

(Dr. Baekho)

*The Spinal Cord need not be examined unless there are any indications of disease, Strychnia poisoning or injury.
Note—The report must be written and signed immediately after the examination. Medical Officers will once
despatch a duplicate copy to the Civil Surgeon of their district for record in his office. *(In Hindi)*
Great care should be taken not to cut the viscera before they have been inspected *in situ*. सावनेर

8

No.

200

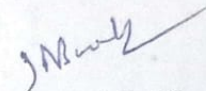
Place Dispensary
Civil Hospital

200

Forwarded to the Police Sub-Inspector
for information with reference to his No.

of 200

2. Viscera has been preserved. It may please be stated **Immediately** whether examination by the Chemical
Analyser is necessary or it is to be destroyed.


Civil Surgeon M. M. S. Officer
ग्रामीण आरोग्य प्रशिक्षण केंद्र,
सावनेर

Copy forwarded with compliments to the Civil Surgeon,

for information.

M. M. S. Officer


Seen and examined by the Civil Surgeon,

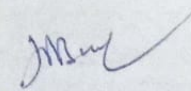
on

200

Remarks of the Civil Surgeon,

(if any)


P.M. अज्ञात शरीर
मिठान
पुणे १०/११/२०१४


वैद्यकीय अधिकारी
ग्रामीण आरोग्य प्रशिक्षण केंद्र,
सावनेर