

Memorandum of a post-mortem examination held at Nashik, Saonee Dispensary Hospital  
on the dead body of Kailash Nitheel Jawar Village Khega (Narsala)  
Taluka Saonee, District Nashik, by Sembekar  
City



I. General Particulars—

- 1. (a) By whom was the corpse sent?
- (b) Name of place from which sent.
- (c) Distance of place from which sent.

Police station  
Khewad  
10 km

- 2. By whom was the corpse brought?

S. V. S.

- 3. By whom identified?

1. सुभाष व. जाधव  
2. सुभाष. ज. जाधव

S. K. M. S.

- 4. The date, hour and minute of its receipt.

- (a) The date, hour and minute of beginning post-mortem examination.

2/2/18 at 5:00pm

- (b) The date, hour and minute of ending post-mortem examination.

2/2/18 at 6:00pm

- 5. Substance of accompanying Report from Police Officer or Magistrate, together with the date of death if known. Supposed cause of death or reason, for examination.

Report for cause of  
Death

6. If not examined at Dispensary or Hospital—

(a) Name of place where examined.

(b) Distance from Dispensary or Hospital—

(c) Reason why the body was not sent to the Dispensary or Hospital.

II. External Examination—

7. Sex, apparent age, race or caste.

3878 / Male

Description of clothes and of ornaments on the body.

1) Brown pant

Grey Blue shirt

Green underwear

white ~~to~~ shirt

8. Condition of the clothes— Whether wet with water, stained with blood or soiled with vomit or foecal matter.

2) Red thread animal waist

9. Special marks on the skin such as scars, tattooing etc., any malformations peculiarities, or other marks of identification. State of the teeth.

no mark - Black ink (RT)  
Asclan

In newly born infants, the length and (if possible), the weight of the body to be recorded together with the state of the hair, nails and umbilical cord, its length, whether placenta is attached or not, if present, its size and condition.

Condition of body—  
Whether well-nourished, thin  
emaciated, warm or cold.

well nourished, cold

Rigor Mortis—Well-marked,  
slight or absent; whether  
present in the whole body or  
part only.

present

12. Extent and signs of decom-  
position, presence post-  
mortem lividity of buttocks,  
loins, back and thighs or any  
other part. Whether bullae  
present and the nature of  
their contained fluid.  
Condition of the cuticle.

lividity (+)

13. Features—Whether natural  
or swollen, state of eyes,  
position of tongue; nature of  
fluid (if any) oozing from  
mouth, nostrils or ears.

1) Eyes closed  
2) mouth partially open  
tongue inside  
ENT bleed (+)

14. Condition of skin—Marks  
of blood etc. In suspected  
drowning the presence or  
absence of cutis anserina  
to be noted.

15. Injuries to external genitals.  
Indication of purging.

16. **Position of limbs**—  
Especially of arms and  
of fingers in suspected  
drowning the presence or  
absence of sand or earth  
within the nails or on the  
skin of hands and feet.

17. **Surface wounds and  
injuries**—Their nature, posi-  
tion, dimensions (measured)  
and directions to be  
accurately stated—their  
probable age and causes  
to be noted.

If bruises be present what is  
the condition of the  
subcutaneous tissues?

(N.B.—(When injuries are  
numerous and cannot be  
mentioned within the space  
available they should be  
mentioned on a separate  
paper which should be  
signed).

18. Other injuries discovered by  
external examination or  
palpation as fractures etc.

- (a) Can you say definitely  
that the injuries shown  
against serial Nos. 17  
and 18 are ante mortem  
injuries?

Anatomical

- 1) # Skull Deep (4x5)
- 2) # Mandible (P)
- 3) (L) femur #
- 4) Hip Joint (L) Disloc
- 5) Multiple Abrasion ⊕ and  
(L) & (R) Hematoma
- 6) ENT bleed ⊕

III. Internal Examination—

Head—

- (i) Injuries under the scalp, their nature.
- (ii) **Skull**—Vault and base—describe fractures, their sites, dimensions, directions, etc.
- (iii) **Brain**—The appearance of its coverings, size, weight and general condition of the organ itself and any abnormality found in its examination to be carefully noted (weight M. 3 grams F. 2.75 grams).

# skull

Brain matter  
ruptured

20. Thorax—

- (a) Walls, ribs, cartilages
- (b) Pleura
- (c) Larynx, Trachea and Bronchi.
- (d) Right Lung
- (e) Left Lung
- (f) Pericardium
- (g) Heart with weight
- (h) Large vessels
- (i) Additional remarks.

# 2<sup>nd</sup>, 3<sup>rd</sup>, 4<sup>th</sup>  
rib

} rupture, congested

full & dist

1. Weight  
 2. Sex  
 3. Age  
 4. Race  
 5. Height  
 6. Weight  
 7. Blood group  
 8. Blood pressure  
 9. Temperature  
 10. Pulse  
 11. Respiration  
 12. Urine  
 13. Stool  
 14. X-ray  
 15. Pathology

(N) Sawo #

(2)

350ml, semi digested food

intact, coagulated,

- Stomach and its contents
- Small intestine and its contents
- Large intestine and its contents
- Liver (with weight) and gall bladder
- Pancreas and Suprarenals
- Spleen with weight
- Kidneys with weight
- Bladder
- Organs of generations

Additional remarks with where possible, medical officer's deduction from the state of the contents of the stomach as to time of death and last meal.

State which viscera (if any) have been retained for chemical examination and also quote the numbers on the bottles containing the same.


not open

Opinion as to the cause  
probable cause of death.

Cardiorespiratory Arrest due  
to Head injury mostly  
due to Road traffic  
accident

Dated

21/2/19  
200

  
(Signature)

वैद्यकीय अधिकारी  
प्रमाणित  
Strychnia poisoning or injury.  
Medical Officers will at once

\*The Spinal Cord need not be examined unless there are any indications of disease.  
Note—The report must be written and signed immediately after the examination. Medical Officers will at once  
despatch a duplicate copy to the Civil Surgeon of their district for record in his office.  
Great care should be taken not to cut the viscera before they have been inspected *in situ*.

No.


Dispensary  
Place                       
Civil Hospital

200

Forwarded to the Police Sub-Inspector  
for information with reference to his No.

of 200


2. viscera has been preserved. It may please be stated **Immediately** whether examination by the Chemist/Analysist is necessary or it is to be destroyed.

  
Civil Surgeon or M. M. S. Officer

वैद्यकीय अधिकारी  
ग्रामीण आरोग्य प्रशिक्षण केंद्र,  
सावनेर

Copy forwarded with compliments to the Civil Surgeon,

for information.

  
M. M. S. Officer

वैद्यकीय अधिकारी  
ग्रामीण आरोग्य प्रशिक्षण केंद्र,  
सावनेर

Seen and examined by the Civil Surgeon,

200

on

Remarks of the Civil Surgeon,

(if any)

प. न. ए. रुग्ण गोंडि मिशाली के. भि. 2099 के. रेड. डि. के. ए. व्हा.  
दि 02/02/18 के 6.00 वा  
की निम्न कठिनाई को तत्पश्चात् निरवली.

Civil Surgeon