

6 If not examined at Dispensary or Hospital—

(a) Name of place where examined.

(b) Distance from Dispensary or Hospital—

(c) Reason why the body was not sent to the Dispensary or Hospital.

II. External Examination—

7. Sex, apparent age, race or caste.

5247 / Male Hindu

Description of clothes and of ornaments on the body.

1) Check shirt

2) Black lungi

3) Black Bandiya

8. Condition of the clothes—
Whether wet with water, stained with blood or soiled with vomit or faecal matter.

4) Red thread around waist

9. Special marks on the skin such as scars, tattooing etc., any malformations peculiarities, or other marks of identification. State of the teeth.

To note → Mark on
upper chest
& back (18)

In newly born infants, the length and (if possible), the weight of the body to be recorded together with the state of the hair, nails and umbilical cord, its length, whether placenta is attached or not, if present, its size and condition.



Condition of body—
Whether well-nourished, thin
or emaciated, warm or cold.

well nourished, cold

11. **Rigor Mortis**—Well-marked, slight or absent; whether present in the whole body or part only.

Rigor mortis ⊕

12. Extent and signs of decomposition, presence post-mortem lividity of buttocks, loins, back and thighs or any other part. Whether bullae present and the nature of their contained fluid. Condition of the cuticle.

Lividity ⊕

13. **Features**—Whether natural or swollen, state of eyes, position of tongue; nature of fluid (if any) oozing from mouth, nostrils or ears.

→ Eyes partially open
→ mouth closed & tongue inside
→ Bleeding from nose ⊕

14. **Condition of skin**—Marks of blood etc. In suspected drowning the presence or absence of cutis anserina to be noted.

15. Injuries to external genitals
indication of purging

16. **Position of limbs** --
Especially of arms and
of fingers in suspected
drowning the presence or
absence of sand or earth
within the nails or on the
skin of hands and feet.

Anatomical

17. **Surface wounds and injuries** Their nature, position, dimensions (measured) and directions to be accurately stated their probable age and causes to be noted.

If bruises be present what is the condition of the subcutaneous tissues?

(N.B. — (When injuries are numerous and cannot be mentioned within the space available they should be mentioned on a separate paper which should be signed)

18. Other injuries discovered by external examination or palpation as fractures etc.

(a) Can you say definitely that the injuries shown against serial Nos 17 and 18 are ante mortem injuries?

i) # ankle # (L) c
toothed

Ankle injury


ii) # tibia (L) lower cr
ul # fibula (L)

iii) multiple abrasions (L) (R) (L)
lower leg 2x1 cr

iv) Big abrasion over Abdomen
30x10 cr
C Carbur

v) multiple abrasions Both knees
2x1 cr

vi) # (L) rib



III. Internal Examination—

19. Head—

- (i) Injuries under the scalp, their nature.
- (ii) **Skull**—Vault and base—describe fractures, their sites, dimensions, directions, etc.
- (iii) **Brain**—The appearance of its coverings, size, weight and general condition of the organ itself and any abnormality found in its examination to be carefully noted (weight M. 3 grams F. 2.75 grams).

Skull Intact

Brain matter crushed

20. Thorax—

- (a) Walls, ribs, cartilages
- (b) Pleura
- (c) Larynx, Trachea and Bronchi.

(1P) rib

- (d) Right Lung

(1P) → Ruptured

- (e) Left Lung

(2P) → Intact & collapsed

- (f) Pericardium

—

- (g) Heart with weight

→ full to cloth

- (h) Large vessels

—

- (i) Additional remarks

21. Abdomen

Walls

Peritoneum

Cavity

Buccal Cavity, teeth, tongue
and Pharynx.

Esophagus

Stomach and its contents

Small intestine and its
contents.Large intestine and its
contents.Liver (with weight) and gall
bladder.

Pancreas and Suprenals

Spleen with weight

Kidneys with weight

Bladder

Organs of generations

Additional remarks with
where possible, medical
officer's deduction from the
state of the contents of the
stomach as to time of death
and last meal.

State which viscera (if any)
have been retained for
chemical examination and
also quote the numbers on
the bottles containing the
same.

Carcin (4) 30X12.

(15)

(12)

(10)

→ 300ml semi-digested food

Stool 5 gen

→ Ruptured

(10)

→ Ruptured

→ Ruptured

→ Empty



and Spinal Cord —

not yes

Opinion as to the cause
probable cause of death.

Cardiorespiratory Arrest due
to road traffic Accident

Dated

200

[Signature]
(Signature)

The Spinal Cord need not be examined unless there are any indications of disease, Strychnia poisoning or injury.

Note—The report must be written and signed immediately after the examination. Medical Officers will at once despatch a duplicate copy to the Civil Surgeon of their district for record in his office.

Great care should be taken not to cut the viscera before they have been inspected *in situ*.

No.
 200
 Dispensary
 Place
 Civil Hospital


200

7/11/18

Forwarded to the Police Sub-Inspector
 for information with reference to his No.


of 200

2. Viscera has been preserved. It may please be stated **Immediately** whether examination by the Chemical
 Analyser is necessary or it is to be destroyed.


 Civil Surgeon or M.M.S. Officer

Copy forwarded with compliments to the Civil Surgeon,

for information.


 M.M.S. Officer

Seen and examined by the Civil Surgeon,

200


7/11/18

on

Remarks of the Civil Surgeon,

(if any)

P.M. Singh
 Dist. Inspector
 (Signature)


 (ए.एम. सोनीने)
 पोलीस उप निरीक्षक
 नागपूर (ब्रांशीण)

Civil Surgeon