

2008-5,00,000 Bks./4 lvs.—PA4*
G. D. No. 733/33, dated 16-6-41 and
G. D. No. 733/33, dated 11-12-47,
General with the Govt. of Maharashtra, Bombay's
PPM/1462/19357/1, dated 4-7-62.]



Memorandum of a post-mortem examination held at Murliwar, Sameer.

on the dead body of Nagorao
Gualshroo of Sameer
Bansinge Village
Sameer City

Taluka Sameer, District Nagpur, by Dr. Sembekar

I. General Particulars—

- 1. (a) By whom was the corpse sent ?
- (b) Name of place from which sent.
- (c) Distance of place from which sent.

} Police Station Sameer
Gooniche

- 2. By whom was the corpse brought ?

- 3. By whom identified ?

① महेश लिंगराव जोशी पुलिस ठाणे
② सुनील रमेशराव जोशी डॉक्टर डॉ. सेम्बेकर

- 4. The date, hour and minute of its receipt.

- (a) The date, hour and minute of beginning post-mortem examination.

7/11/18 at 9:00 AM

- (b) The date, hour and minute of ending post-mortem examination.

7/11/18 at 10:00 AM

- 5. Substance of accompanying Report from Police Officer or Magistrate, together with the date of death if known. Supposed cause of death or reason, for examination.

Inquest for cause of
Death.

6. If not examined at Dispensary or Hospital—

- (a) Name of place where examined.
- (b) Distance from Dispensary or Hospital—
- (c) Reason why the body was not sent to the Dispensary or Hospital.

II. External Examination—

7. Sex, apparent age, race or caste.

31/4/21 Male Hindu

Description of clothes and of ornaments on the body.

- 1) Blue night suit
- 2) cream shirt
- 3) white Baniyan
- 4) Blue crested undershirt

8. **Condition of the clothes—** Whether wet with water, stained with blood or soiled with vomit or foecal matter.

9. Special marks on the skin such as scars, tattooing etc., any malformations peculiarities, or other marks of identification. State of the teeth.

(R) wrist red thread &
 waist
 To neck - Black cloth (R)
 dhoti.

In newly born infants, the length and (if possible), the weight of the body to be recorded together with the state of the hair, nails and umbilical cord, its length, whether placenta is attached or not, if present, its size and condition.



Condition of body—
Whether well-nourished, thin
or emaciated, warm or cold.

well nourished,
cold.

11. **Rigor Mortis**—Well-marked, slight or absent; whether present in the whole body or part only.

Rigor mortis (+)

12. Extent and signs of decomposition, presence post-mortem lividity of buttocks, loins, back and thighs or any other part. Whether bullae present and the nature of their contained fluid. Condition of the cuticle.

Lividity (+)

13. **Features**—Whether natural or swollen, state of eyes, position of tongue: nature of fluid (if any) oozing from mouth, nostrils or ears.

1) Eyes partially open
2) Mouth closed, tongue inside
3) GNT Bleed (+)

14. **Condition of skin**—Marks of blood etc. In suspected drowning the presence or absence of cutaneous anserina to be noted.

15. Injuries to external genitals.
Indication of purging.

16. **Position of limbs**—
Especially of arms and
of fingers in suspected
drowning the presence or
absence of sand or earth
within the nails or on the
skin of hands and feet.

17. **Surface wounds and
injuries**—Their nature, posi-
tion, dimensions (measured)
and directions to be
accurately stated—their
probable age and causes
to be noted.

If bruises be present what is
the condition of the
subcutaneous tissues?

(N.B.—(When injuries are
numerous and cannot be
mentioned within the space
available they should be
mentioned on a separate
paper which should be
signed).

18. Other injuries discovered by
external examination or
palpation as fractures etc.

(a) Can you say definitely
that the injuries shown
against serial Nos. 17
and 18 are ante mortem
injuries?

Anatomical

1) # Skull ← Temporal
Parietal
Occipital } 3 in
no.

2) Twisted neck post
cervical vertebrae

3) Skull vault # of Brown
matter ruptured

4) multiple lacerations (L) & (R)
Both head & lower leg



18. Internal Examination—

19. Head—

- (i) Injuries under the scalp, their nature.
- (ii) **Skull**—Vault and base—describe fractures, their sites, dimensions, directions, etc.
- (iii) **Brain**—The appearance of its coverings, size, weight and general condition of the organ itself and any abnormality found in its examination to be carefully noted (weight M. 3 grams F. 2.75 grams).

skull

Brain matter
Rupture

20. Thorax—

- (a) Walls, ribs, cartilages
- (b) Pleura
- (c) Larynx, Trachea and Bronchi.
- (d) Right Lung
- (e) Left Lung
- (f) Pericardium
- (g) Heart with weight
- (h) Large vessels
- (i) Additional remarks.



} intact & empty



→ full & clear

21. **Abdomen—**

Walls

Peritoneum

Cavity

Buccal Cavity, teeth, tongue
and Pharynx.

Esophagus

Stomach and its contents

Small intestine and its
contents.Large intestine and its
contents.Liver (with weight) and gall
bladder.

Pancreas and Suprarenals

Spleen with weight

Kidneys with weight

Bladder

Organs of generations

Additional remarks with
where possible, medical
officer's deduction from the
state of the contents of the
stomach as to time of death
and last meal.

State which viscera (if any)
have been retained for
chemical examination and
also quote the numbers on
the bottles containing the
same.



300ml semi digested Food

} Fluid & Gas


→ ruptured

⊙

→ ruptured

→ ⊙

→ full



Spinal Cord—

7



not on

Opinion as to the cause
probable cause of death.

Cardiorespiratory Arrest due
to Road traffic Accident

7/11/18

(Signature)

Dated

200

*The Spinal Cord need not be examined unless there are any indications of disease, Strychnia poisoning or injury.

Note—The report must be written and signed immediately after the examination. Medical Officers will at once despatch a duplicate copy to the Civil Surgeon of their district for record in his office.

Great care should be taken not to cut the viscera before they have been inspected *in situ*.

No.

Dispensary
Place _____
Civil Hospital

200


711118

Forwarded to the Police Sub-Inspector

for information with reference to his No.


of 200

2. Viscera has been preserved. It may please be stated **Immediately** whether examination by the Chemical Analyser is necessary or it is to be destroyed.


Civil Surgeon or M. M. S. Officer

Copy forwarded with compliments to the Civil Surgeon,

for information.


M. M. S. Officer

Seen and examined by the Civil Surgeon,

200


Remarks of the Civil Surgeon,

711118
(if any)

on

P.M. 22/7/19
बि.डी. 10/20/19




(ए.एम. सोनोने)
पोलीस उप निरीक्षक
नागपूर (ग्रामीण)

Civil Surgeon