



फॉर्म कॉम्प..AA

नियम 253(c),254(5)(iii),254(8),255(7)(iv)

मोटार वाहन अपघातबाबतचा अहवाल

1	पोलीस स्टेशन	खापरखेडा जि.नागपुर ग्रा.
2	अपराध क्र/स्टे.डा.क्र	24/21 कलम 279,338,304(अ) भादवी सहकलम 134/177 मोवाका
3	अपघाताची तारीख वेळ,ठिकाण	दि.15/01/2021 ते 21/30 वा.सुमा
4	मृतकाचे नाव	नागो विठ्ठल मेघरासे वय 35 वर्ष रा.जुना नांदा कोराडी,हनुमान मंदीर जवळ ता.कामठी
5	ज्या दवाखान्यात नेण्यात आले त्या दवाखाण्याचे नाव	ऐलेक्सिस हॉस्पिटल,मानकापुर नागपुर
6	वाहनाचा क्रमांक व प्रकार	अज्ञात
7	वाहन चालकाचे नाव व पत्ता, चालविणा-या वाहनाचा तपशिल वाहन चालविण्याचा परवाना व परवाना देणा-या कार्यालयाचा पत्ता	अज्ञात
8	अपघात झालेल्या तारखेस असलेल्या वाहन मालकाचे नाव पत्ता	अज्ञात
9	अपघात झालेल्या तारखेस वाहनाचा ज्या कंपनीची विमा असेल त्या कंपनीचे नाव पत्ता	अज्ञात
10	विमा पॉलीसी क्र/विमा प्रमाणपत्र क्रमांक, कवर नोट क्र व विमा पॉलीसीची वैधता मुदत	अज्ञात
11	केलेली कार्यवाही	

सुर्यप्रकाश मिश्रा
पोलीस उप-निरीक्षक
पो.स्टे. खापरखेडा

FIRST INFORMATION REPORT
(Under Section 154 Cr.P.C.)
प्रथम खबर अहवाल
(कलम १५४ फौजदारी प्रक्रिया संहिता)

1. District (जिल्हा): नागपुर शहर

P.S.(ठाणे): कोराडी

Year (वर्ष): 2021

FIR No.(प्रथम खबर क्र.): 0018

Date and Time of FIR (प्र. ख. दिनांक आणि वेळ): 16/01/2021 05:05 बजे

2. S.No. (अ.क्र.) Acts (अधिनियम)

Sections (कलम)

1	भारतीय दंड संहिता १८६०	२७९
2	भारतीय दंड संहिता १८६०	३३८
3	भारतीय दंड संहिता १८६०	304-A
4	मोटरवाहन अधिनियम, १९८८	134
5	मोटरवाहन अधिनियम, १९८८	177

3. (a) Occurrence of offence (गुन्हाची घटना):

1. Day(दिवस): शुक्रवार

Date From (दिनांक पासून): 15/01/2021

Time Period (कालावधी): पहर 7

Date To (दिनांक पर्यंत): 15/01/2021

Time From (वेळेपासून): 21:30 बजे

Time To (वेळेपर्यंत): 21:30 बजे

(b) Information received at P.S. (माहिती मिळालेले पोलीस ठाणे):

Date (दिनांक): 15/01/2021

Time (वेळ): 21:45 बजे

(c) General Diary Reference (रोजनामचा संदर्भ)

Entry No. (नोंद क्र.): 002

Date & Time (दिनांक आणि वेळ): 16/01/2021 04:40 बजे

4. Type of Information (माहितीचा प्रकार): लेखी

5. Place of Occurrence (घटनास्थळ):

1.(a) Direction and distance from P.S.(पोलीस ठाण्यापासून दिशा व अंतर): उत्तर, 3 किमी

Beat No. (बिट क्र.):

(b) Address (पत्ता): नागपुर ते सावनेर रोड नांदा ,गावाजवळ पुलीयावर,पो स्टे खापरखेडा नागपुर शहर

(c) In case, outside the limit of this Police Station, then (या पोलीस ठाण्याच्या हद्दीबाहेर असल्यास):

Name of P.S.(पोलीस ठाण्याचे नाव):

District(State) (जिल्हा(राज्य)):

6. Complainant / Informant (तक्रारदार/माहिती देणारा):

(a) Name (नाव): श्री.अभिलाष चिंतामण मेघरासे

(b) Father's/Husband's Name (वडील / पती चे नाव):

(c) Date/Year of Birth (जन्म तारीख/वर्ष): 1993

(e) UID No. (यु.आय.डी. क्र.):

(f) Passport No. (पारपत्र क्र.):

(d) Nationality (राष्ट्रीयत्व): भारत

Date of Issue (दिल्याची तारीख):

Place of Issue (दिल्याचे ठिकाण):

(g) Id details (Ration Card, Voter ID Card, Passport, UID No., Driving License, PAN) ओळखपत्र विवरण (राशन कार्ड, मतदाता कार्ड, पासपोर्ट, यूआईडी सं., ड्राइविंग लाइसेंस, पॅन कार्ड)

S.No. (अ. क्र.)	Id Type (ओळखपत्राचा प्रकार)	Id Number (ओळखपत्राचा क्रमांक)
1		

(h) Address (पत्ता):

S.No. (अ. क्र.)	Address Type (पत्त्याचा प्रकार)	Address (पत्ता)
1	वर्तमान पत्ता	जुना नांदा हनुमान मंदिर जवळ, पो स्टे खापरखेडा नागपुर ग्रा. खापरखेडा, नागपुर ग्रामीण, महाराष्ट्र, भारत
2	स्थायी पत्ता	जुना नांदा हनुमान मंदिर जवळ, पो स्टे खापरखेडा नागपुर ग्रा. खापरखेडा, नागपुर ग्रामीण, महाराष्ट्र, भारत

(i) Occupation (व्यवसाय):

(j) Phone number (फोन नं.):

Mobile (मोबाइल नं.): 91-8983241430

7. Details of known/suspected/unknown accused with full particulars (माहीत असलेल्या /संशयित/अनोळखी आरोपीचा संपूर्ण पत्ता):

S.No. (अ.क्र.)	Name (नाव)	Alias (उर्फनाव)	Relative's Name (नातेवाईकाचे नाव)	Present Address (वर्तमान पत्ता)
1	अनोळखी 1			

8. Reasons for delay in reporting by the complainant/informant (तक्रारदार/माहिती देणा-याकडून तक्रार करण्यातील विलंबाची कारणे):

9. Particulars of properties of interest (संबंधीत मालमत्तेचा तपशील):

S.No. (अ.क्र.)	Property Category (मालमत्ता वर्ग)	Property Type (मालमत्ता प्रकार)	Description (वर्णन)	Value (In Rs/-) (मुल्य (रु. मध्ये))
----------------	-----------------------------------	---------------------------------	---------------------	-------------------------------------

10 Total value of property (In Rs/-) (चोरीस गेलेल्या मालमत्तेचे एकूण मुल्य (रु. मध्ये)):

11 Inquest Report / U.D. case No., if any (इन्क्वेस्ट अहवाल/ अकस्मात मृत्यू प्रकरण क्र., जर असल्यास):

S.No. (अ. क्र.) UIDB Number (यु.आय.डी. क्र.) बी.क्र.)

12 First Information contents (प्रथम खबर हकीकत):

दाखल करणार अधिकारी-- पो.हवा.ज्ञानेश्वर ब. नं. 1811पो स्टे कोराडी नागपुर विवरण येणे प्रमाणे आहे की, यातील मृतक नामे नागो विठ्ठल मेघरासे वय 35वर्ष रा. जुना नांदा तह. कामटी जि. नागपुर पो. स्टे. खापरखेडा नागपुर ग्रामिण हे नमुद घटना ता. वेळी व ठिकाणी आपल्या होन्डा शॉहीन गाडी CD/25क्र. MH40/BQ7376 ने नागपुर कडून घरी जात असताना कोराडी तलाव जवळ पुलीयावर कोणीतरी अज्ञात वाहनाचे चालकाने आपले ताब्यातील वाहन भरघाव वेगाने चालवून मृतकाचे मोटार सायकला घडक मारून गंभीर जखमी करून त्याचे मरणास कारणीभूत होवून घटनास्थळावरून पळून गेला असे फिर्यादीचे रिपोर्टवरून कलम 279, 338, 304 (अ) भा.दं.वी सहकलम 134/177 मोबाका प्रमाणे दाखल केला.

13. Action Since the above information reveals commission of offence(s) u/s as mentioned at (केलेली कारवाई: बाब क्र. २ मध्ये नमूद केलेल्या कलमान्वये वरील अहवालावरून अपराध घडल्याचे.)

(1) Registered the case and took up the investigation: (प्रकरण नोंदविले आणि तपासाचे काम PBMAH76558 हाती घेतले): RAJESH BHIMRAO PUKALE(I (Inspector)) / or (किंवा)

(2) Directed (Name of I.O.) (तपास अधिका-याचे नाव):

Rank (पद):

No.(क्र.):

to take up the investigation (ला तपास करण्याचे अधिकार दिले) or (किंवा)

(3) Refused investigation due to (ज्या कारणामुळे तपास करण्यास नकार दिला):

or (ज्या कारणामुळे तपास करण्यास नकार दिला)

(4) Transferred to P.S. (गुन्हा दुसरीकडे पाठविला असल्यास त्या पोलीस ठाण्याचे नाव):

District (जिल्हा):

on point of jurisdiction (को क्षेत्राधिकार के कारण हस्तांतरित) .

F.I.R. read over to the complainant / informant, admitted to be correctly recorded and a copy given to the complainant / informant free of cost. (प्रथम खबर तक्रारदाराला/खबरीला वाचून दाखविली, बरोबर नोंदविली असल्याचे त्याने मान्य केले आणि तक्रारदाराला/खबरीला खबरीची प्रत मोफत दिली.)

R.O.A.C. (आर. ओ .ए .सी.)

14. Signature/Thumb impression of the complainant / informant. (तक्रारदाराची/खबर देणा-याची सही/अंगठा):

15. Date and time of dispatch to the court (न्यायालयात पाठवल्याची तारीख व वेळ):

Signature of Officer in charge, Police Station (ठाणे प्रभारी अधिका-याची)

Name (नाव): RAJESH BHIMRAO PUKALE

Rank (पद): I (Inspector)

No.(सं.): PBMAH76558

Attachment to item 7 of First Information Report (प्रथम खबरतालि मुद्दा नं. ७)
Physical features, deformities and other details of the suspect/accused: (If known /
शारीरिक लक्षण, विकृतियाँ और अन्य विवरणों के संशुद्ध/अपीत (यदि ज्ञात /
अज्ञात हो))

(संस्थीत/आरोपीचे (माहित असलेल्या/पाहिलेल्या) शारीरिक वैशिष्ट्ये, व्यंग आणि इतर तपशील))

संख्यात/आरोपाच (माहित असलेल/पाहिलेल्या) शाराकें वाशवट्ट, च्वन जागें इतलें							Identification Mark(s) (ओळखीच्या खुणा)
S.No.(अ.क्र.)	Sex (लिंग)	Date/Year of Birth (जन्म)	Build (बांधा)	Height (cms.) (उंची)	Complexion (रंग)		
1	2	3	4	5	6		7
							चेचक के दागः NO
1							
Deformities/ Peculiarities		Teeth (दात)	Hair (केस)	Eyes (डोळे)	Habit(s) (सवयी)	Dress Habit(s) (पोशाखाच्या सवयी)	
8		9	10	11	12	13	
Language /Dialect (भाषा/बोलीभाषा)		Place Of (का स्थान)				Others (इतर)	
Burn Mark		Leucoderma (कोड)	Mole (तिळ)	Scar (व्रण)	Tattoo (गोदण)		
14	15	16	17	18	19	20	

(जर तक्रारदार/माहिती देणा-याने संशयीत/आरोपीविषयी एक किंवा त्यापेक्षा अधिक तपशील दिल्यास फक्त यातील रकान्यांची नोंद घेतली जाईल.)



CRIME DETAILS FORM

गुन्हाच्या तपशिलाचा नमुना/घटनास्थळ पंचनामा

State: महाराष्ट्र Dist: सांगली P. S. कोवडी FIR/Proceeding/G. D. No. 1812 Year: 2021 Date: 16/11/2021
 राज्य महाराष्ट्र जिल्हा सांगली पोलीस स्टेशन पहिली खबर क्र./कार्यवाही क्रमांक वर्ष दिनांक

Act and Sections : 279, 338, 304(B) मो.द.व.
 अधिनियम व कलमे : 416.6.134/177 मो.द.व.

3. The Place of Occurrence shown by :
 घटनेचे ठिकाण दाखविणाऱ्याचे :

Name : अश्विनी मेघराव Father's/Husband's Name : चिंतामण मेघराव
 नाव : पित्याचे/पतीचे नाव :

Address : रा. मुठा नगेरा हनुमन्त मंदीर जवळ पो. व. खापरखेडा
 पत्ता :

4. TYPE OF CRIME (All including M. O. Crime) :
 गुन्हाचा प्रकार (गुन्हाच्या सर्व पद्धतीसह) :

(i) Major Head : अपहृत (ii) Classification of Major head (Minor Head) : गोशीर अपहृत
 प्रधान शीर्ष : प्रधान शीर्षचा विभाग

(iii) *Method (s) :
 पद्धती :

1. सुधारा मेघराव यांना चालवून
2. मो.सा. चालवताना हाडून देऊन गोशीर जवळी वारण
3. पळवून आले

(iv) *Conveyances used :
 वापरलेली वाहने : म. 40/B8/7376 CD/25 4/5 असा म

(v) *Character assumed :
 केलेले वेषांतर / केलेली बतावणी :

(vi) *Language/Slang used :
 वापरलेली भाषा / बोली भाषा :

(vii) *Special Feature-1 :
 विशेष वैशिष्ट्ये-१ :

(viii) *Special Feature-2 :
 विशेष वैशिष्ट्ये-२ :

(ix) *Special Feature-3 :
 विशेष वैशिष्ट्ये-३ :

(x) *Type of Place of Occurrence :
 घटनेच्या ठिकाणाचा प्रकार : सावनेर फेड सांगली सिडवड फुलपड

(xi) *Type of Property Involved 4 Types (Major head of the Property to be filled) :
 अंतर्भूत मालमत्तेचे प्रकार : गो. 11. सावनेर फेड PS. खापरखेडा नागपूर

- (1)
- (2)
- (3)
- (4)

5. Particulars of the victims (attach separate sheet, if required) :
बळीचा तपशील (आवश्यक असल्यास स्वतंत्र कागद जोडावा) :

Sr. No. अ. क्र.	Full Name संपूर्ण नाव	Date/Year of Birth जन्मतारीख/वर्ष	Sex लिंग	Nationality राष्ट्रीयत्व	Religion धर्म	Whether SC/ST जाती/जमाती	Occupation व्यवसाय	Address पत्ता	Injury : Grievous/ Simple दुखापत गंभीर/साधी	(11)
(1)	(2)	(3)	(4)	(5)	(6)	(7)	(8)	(9)	(10)	(11)
	नागो विठ्ठल मेघरामे	38	पु	भारतीय	हिंदू	-	खोसे हातभरुते	गुळ जोडा एकमात मेसरेज्यर भागपुर	गंभीर	अपघात

6. Motive of Crime : गुन्हाचा हेतू : मर्यादा वेगळे करणे - जाणून घेऊन मारणे

देडू डोळीस मारणे करून मरणाक पायबळ घालणे
होणे व पकड जाणे.

7. Details of properties Stolen/Involved [Use appropriate prescribed form (s) and attach] :
चोरीचा/अंतर्भूत मालमतेचा तपशील (योग्य नमुना वापरावा व सोबत जोडावा) :

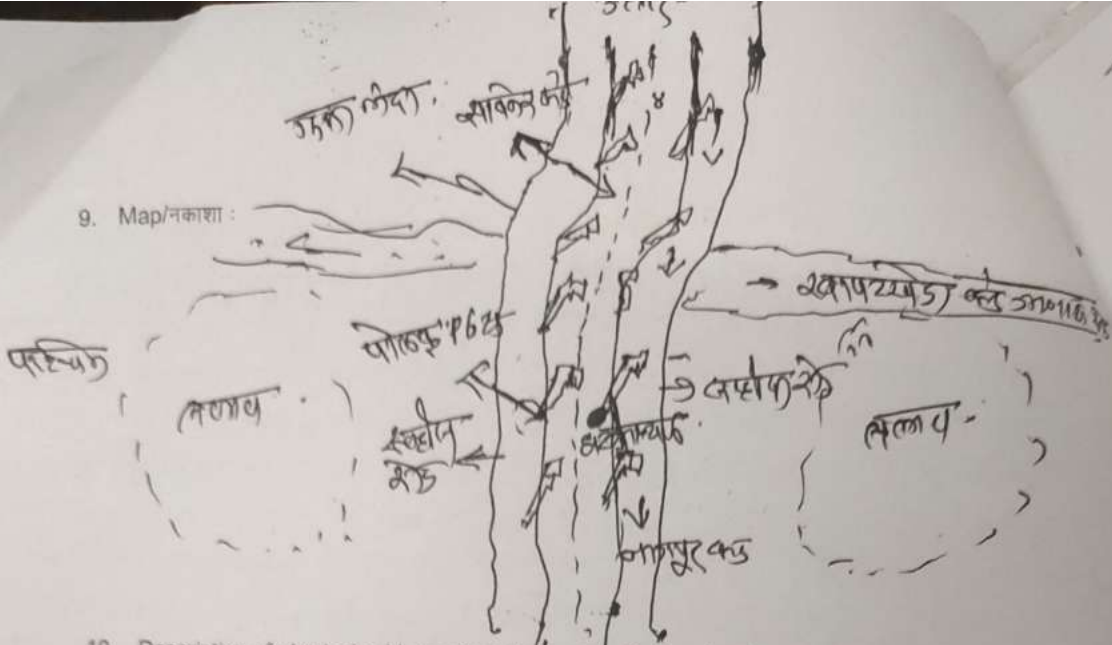
8. Description of the place of occurrence :
घटनेच्या जागेचे वर्णन :

शहराच्या बाहेर वरील खोलीक प्रमाणे आहे.
पूवेक :- कोरणा परक व शहराबाहेर कडे जाणाऱ्या रूंद
पश्चिमेक :- पाण्याच्या तलावा व मोठ्या गावा व लहान
उत्तरेक :- भागपुर कडे सावळेड कडे जाणाऱ्या रस्त्याकडे
व उत्तरे गाव.
दक्षिणेक :- सावळेड कडे भागपुर कडे जाणाऱ्या रूंद.

[illegible]

संप्रत्य एकात्म्यांत हे नाशम कळू लागले
 की, ज्ञानाच्या पुनर्प्राप्ति हे फेड के मा. 348 नमून पोट
 खापरच्यो हदरीनीच अशा प्रिपरी ते (नमः एकात्म्यात
 हंग राईत एकात्म्यात दायजिते केल तोगत आहे कि
 सत्य प्रिपरीत मारवा पुढील आहुते मी. फे ४ नमून ५० B६.
 7326 द. 125 ८६ घडले मासत. गेम्सह नमून एकात पुढी
 मेल्ल. अतः प्रेक्षाभासत मीमल अशा एकात्म्याची आदी प्रेक्षात
 पाहणे कुनी अशात एकात्म्यात एकात गती क मा. ५० B६ 732
 ही उत्तरेत लोड आलेकी प्रिपरी प्रिपरी प्रिपरी अशा. गतीचे लगे
 हड लोड मेल्लेकी लोड मीमल. लोडचे नाक प्रेक्षा हंगे चपकिले
 दोनी. बाळगे अशात गती वाचकिले प्रिपरी अशा संप्रत्य एकात्म्यात
 गतीचे लोडले लोड वाचक मडलेत प्रिपरी आहे. लोडचे मेल्ले
 एकाचे डाव पडलेत प्रिपरी अशात एकात्म्यात मेल्लेकी गती
 मेल्लेकी प्रिपरी प्रेक्षा मीमलिले प्रेक्षा आहुत गती वाचकिले
 मीमल एकात्म्याचे चपकिलेकी फे ४ प्रेक्षा क नमून ५० B६ 732
 दायजिते मीमल आहुत एकात्म्या प्रेक्षात प्रेक्षात प्रिपरी प्रिपरी
 वाचकिले आहे.

9. Map/नकाशा :



10. Description of physical evidence from the scene of crime for the property recovered/seized for the purpose of investigation :

तपासकानी प्रत्यक्ष पुरावा म्हणून गुन्हाच्या जागेवरून मिळविलेल्या/जप्त केलेल्या मालमत्तेचे वर्णन :

11. Date and Time of Panchnama :

घटनास्थळ पंचनाम्याची वेळी व दिनांक : 16/01/2024

Time :

वेळ : 08/10 ते 8/55 पर्यंत

12. Name of Panchas :

पंचाची नावे

(1) जुलूम सुखी घोककर अ. 30

Full Address :

पत्ता : 101 कोराडी वरि 112 नवित कोराडी
वामन

(2) जुलूम सुखी निरुकर अ. 31

Full Address :

पत्ता : 101 कोराडी कोराडी वामन

Signature of Panchas :

पंचाच्या सहा

[Signature]

[Signature]

Name and Signature of Investigation Officer
तपासीक अंमलदाराची सही

Name

नांव : सुखी सुखी कोराडी

Rank

पदनाम : पोलीस ठाणी अधिकारी

B. No. if any

ब. नं. 1811

Date

दिनांक : 16/1/2024

शामुना-के-९८८-पोअच-०१-२०२०-२०,००० (फॉल्टेड)-पीएच*

9-2008-5,00,000 Bks./4 lvs.--PA4*
No. 733/33, dated 16-6-41 and
H. and L.G.D., No. 733/33, dated 11-12-47,
Surgeon General with the Govt. of Maharashtra, Bombay's
letter No. FRW/1462/19357/1, dated 4-7-62.]

MLPM No. CVT/57/2021
16/01/2021

C. M. 67 e.

Memorandum of a post-mortem examination held at Indira Gandhi Government Medical College and
Hospital, Nagpur
the dead body of **NAGO VITTHAL MEGHRASE**

Dispensary
Hospital

of Village Juna Nanda
City

Suba Kamptee,

District Nagpur,

by **Dr. C. V. TINGNE**

I. General Particulars-

- (a) By whom was the corpse sent? P.S. Koradi, Nagpur
- (b) Name of place from which sent. Nagpur Saoner Road, Nanda, Nagpur.
- (c) Distance of place from which sent. about 18 km
2. By whom was the corpse brought? → PC Amol, B. No. 6405, P.S. Koradi, Nagpur
3. By whom identified?
4. The date, hour and minute of its receipt. 02:45 PM
- (a) The date, hour and minute of beginning post-mortem examination. 02:55 PM → 16/01/2021
- (b) The date, hour and minute of ending post-mortem examination. 03:55 PM
5. Substance of accompanying Report from Police Officer or Magistrate, together with the date of death if known. Supposed cause of death or reason, for examination
- As per Police inquest and requisition.
Date and time of death is 15/01/2021 at 21:30 Hrs
H/O - Road Traffic Accident.

PC Amol
Kamptee


DR. C. V. TINGNE

6. If not examined at
Dispensary or Hospital -

(a) Name of place where
examined.

(b) Distance from Dis-
pensary or Hospital-

(c) Reason why the body was
not sent to the Dispensary
or Hospital.

→ The deceased was brought dead to casualty, Indira Gandhi Govt. Medical College and Hospital, Nagpur from area of PS Koradi.

II. External Examination-

7. Sex, apparent age, race or
caste.

Male

Aged about 38 Years, caste-Hindu

Description of clothes and
of ornaments on the body.

Body wrapped in one body bag, one plastic sheet and one white cloth

1. One black jacket 2. one green tee shirt 3. One blue jeans pant 4. One brown underwear

8. Condition of the clothes-
Whether wet with water,
stained with blood or soiled
with vomit or foecal matter.

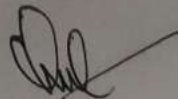
Jacket torn at places. Blood stains present over jacket and tee shirt

9. Special marks on the skin
such as scars, tattooing etc.,
any malformations
peculiarities, or other marks
of identification. State of the
teeth.

Teeth-Intact

In newly born infants, the
length and (if possible), the
weight of the body to be
recorded together with the
state of the hair, nails and
umbilical cord, its length,
whether placenta is attached
or not, if present, its size and
condition.

Not Applicable



DR. C. V. TINGNE

Condition of body-
Whether well-nourished, thin or
emaciated, warm or cold.

3
Moderately Built
Cold

PM No. : CVT/57/2021 Dated : 16/01/2021

11. Rigor Mortis - Well marked, slight
or absent; whether present in the
whole body or part only.

Not appeared

12. Extent and signs of decom-
position, presence post-
mortem lividity of buttocks,
loins, back and thighs or any
other part. Whether bullae
present and the nature of their
contained fluid. Condition of the
cuticle.


No signs of decomposition present. Post mortem lividity present over back
and buttocks except at pressure point.

13. Features - Whether natural or
swollen, state of eyes, position
of tongue; nature of fluid (if
any) oozing from mouth,
nostrils or ears.

Features : Natural
Eyes : Closed
Cornea : Hazy
Mouth : Closed
Tongue : Inside the mouth
No oozing from the mouth, nostrils and ears.

14. Condition of skin - Marks of
blood etc. In suspected
drowning the presence or
absence of cutis anserina
to be noted.

Blood stains present over face and neck..



DR. C. V. TINGNE

15. Injuries to external genitals.
Indication of purging

No injury to external genitals
Purging present

16. Position of limbs -
Especially of arms and of
fingers in suspected
drowning the presence or
absence of sand or earth
within the nails or on the
skin of hands and feet.

17. Surface wounds and injuries -
Their nature, posi-
tion, dimensions (measured)
and directions to be accurately
stated-their probable age and
causes to be noted.

Refer added pages to CVT/57/2021 , dated 16/01/2021 for column no. 17.

If bruises be present what is the
condition of the subcutaneous
tissues ?

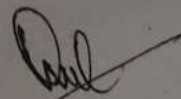
(N.B.- (When injuries are
numerous and cannot be
mentioned within the space
available they should be
mentioned on a separate
paper which should be signed).

18. Other injuries discovered by
external examination or
palpation as fractures etc.

Refer to column no. 17

- (a) Can you say definitely that
the injuries shown against
serial Nos. 17 and 18 are
ante mortem injuries?

Yes , Antemortem



DR. C. V. TINGNE

Final Examination-

5

PM No. : CVT/57/2021 Dated : 16/01/2021

injuries under the scalp, their nature.

Skull- Vault and base- describe the fractures, their sites, dimensions, directions, etc.

Underscalp haematoma present over occipital and left frontal regions about 40cc and 10 cc blood and blood clots respectively present red colour.

- 1) Linear fracture of occipital bone present, transverse, of length 5.5cm.,
- 2) Base of skull-Intact.

- (iii) Brain - The appearance of its coverings, size, weight and general condition of the organ itself and any abnormality found in its examination to be carefully noted (weight M. 3 grams F. 2.75 grams).

Meninges - Intact

Subdural haematoma present over left cerebellar hemisphere, about 20 cc, blood and blood clots present, red in colour. Subarachnoid Haemorrhage present left parietal region, about 10 cc, blood and blood clots present, red in colour.

Brain Matter -Intact, pale

20. Thorax-

- (a) Walls, ribs, cartilages

Sternum fractured over upper 1/2. 3rd to 8th ribs of left side and 3rd to 5th ribs of right side fractured in midclavicular line. Haematoma present over corresponding intercostal space about 500 cc blood and blood clots present, red in colour.

- (b) Pleura

about 200 cc of blood and blood clots present in left side of pleural cavity.

- (c) Larynx, Trachea and Bronchi.

Intact, Mucosa-pale.

- (d) Right Lung

Right lung - intact, pale. Left lung - Laceration present over upper lobe anterior aspect of size 03x02cm.

- (e) Left Lung

- (f) Pericardium

Intact

- (g) Heart with weight

Intact. Coronaries and valve patent. Blood and blood clots present.

- (h) Large vessels

No abnormality noted.


- (i) Additional remarks.

Nil

DR. C. V. TINGNE

21. Abdomen-

Walls	Intact.
Peritoneum	Intact.
Cavity	About 1500 cc of blood & blood clots present in cavity.
Buccal Cavity, teeth, tongue and Pharynx.	Intact, Mucosa - pale
Oesophagus	Intact, Mucosa - Pale.
Stomach and its contents	Intact, about 100 cc Semisolid food material, No Peculiar odour, mucosa-pale.
Small intestine and its contents.	Gases and faeces present
Large intestine and its contents.	
Liver (with weight) and gall bladder.	Laceration present over right lobe, anterior aspect of size 8.5x1.5.
Pancreas and Suprarenals	Pale
Spleen with weight	Laceration present over diaphragmatic surface of size 04x03.
Kidneys with weight	Pale
Bladder	Empty
Organs of generations	Pale.
Additional remarks with where possible, medical officer's deduction from the state of the contents of the stomach as to time of death and last meal.	Nil
State which viscera (if any) have been retained for chemical examination and also quote the numbers on the bottles containing the same.	Routine viscera not preserved.


 DR. C. V. TINGNE

and Spinal Cord-

7

Intact. Not opened.

23.(a) Whether the ante-mortem injuries found on the dead body were sufficient in the ordinary course of nature to cause death.

Yes

(b) If yes, which of the injuries were individually sufficient in the ordinary course of nature to cause death.

Injuries no. 1, 4, 5 and 7 mentioned under column no. 17 along with its corresponding internal injury mentioned under column no. 19, 20 and 21.

(c) Which of the injuries collectively are sufficient in the ordinary course of nature to cause death.

Opinion as to the cause probable cause of death.


INJURIES TO VITAL ORGANS

16/01/2021
Dated

*The Spinal Cord need not be examined unless there are any indications of disease, Strychnine poisoning or injury.

Note - The report must be written and signed immediately after the examination. Medical Officers will at once despatch a duplicate copy to the Civil Surgeon of their district for record in his office.

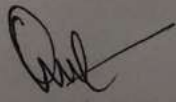
Great care should be taken not to cut the viscera before they have been inspected in situ.


16/1/21
Dr. C. V. TINGNE

(Signature)

Assistant Professor

Dept. of Forensic Medicine & Toxicology
Indira Gandhi Govt. Medical
College, Nagpur.


DR. C. V. TINGNE

Assistant Professor
Dept. of Forensic Medicine & Toxicology
Indira Gandhi Govt. Medical
College, Nagpur.

No. CVT/57/2021
16/01/2021

Place Dispensary
Civil Hospital

Forwarded to the Police Sub-Inspector

for information with reference to his No.

Indira Gandhi Government Medical College and Hospital, Nagpur

Koradi, Nagpur PS

Cr no. 18/2021

2. Viscera has been preserved. It may please be stated immediately whether examination by the Chemical Analyser is necessary or it is to be destroyed.

Routine viscera not preserved.



Dr.C. V. TINGNE

Assistant Professor
Dept. of Forensic Medicine & Toxicology
Indira Gandhi Govt. Medical
College, Nagpur
Civil Surgeon or M.M.S. Officer

Copy forwarded with compliments to the Civil Surgeon, for information.

Total number of pages in this Postmortem Report are (9)

M.M.S. Officer


Seen and examined by the Civil Surgeon, on

Remarks of the Civil Surgeon,

NIL.

Submitted to concerned clerk, LMJ office.

Civil Surgeon



DR. C. V. TINGNE

Assistant Professor
Dept. of Forensic Medicine & Toxicology
Indira Gandhi Govt. Medical
College, Nagpur

- 17 Lacerated wound present over left side of forehead extending upto right side of forehead, vertically oblique, lower end situated 02cm above left eyebrow of size 09x1.5cm, bone deep, margins irregular.
- 18 Lacerated wound present over left side of forehead, 1.5cm above left eyebrow; 01 cm left to the midline, of size 1.5 cm X 01 cm bone deep, margins irregular.
- 19 Contused abrasion present over right side of forehead, 4.5 cm above right eyebrow, of size 02x01 cm, red.
- 20 Contusion present over occipital region of head, of size 07x05 cm, red.
- 21 Graze abrasion present over left side of upper 1/3rd of chest, 02 cm below left clavicle, 03 cm left to the midline, transverse, of size 09x5.5 cm, red; directed from below upwards.
- 22 Contused abrasion present over left iliac fossa region of abdomen, of size 01x01 cm, red.
- 23 Abrasion present over right side of middle and lower 1/3rd of back, 4.5 cm right to the midline, vertical, of size ~~22x1.8 cm, red.~~ 22x10 cm, red. *Chul*
- 24 Multiple abrasions present over dorsal aspect of right hand of size varying between 01x01cm to 0.5x0.5cm, red color, underlying radius and ulna bones fractured over lower 1/3rd part.
- 25 Abrasion present over right knee, anteromedial aspect, vertical, of size 07x03 cm, red; underlying femur bone fractured over lower 1/3rd part.
- 26 Lacerated wound present over right knee medial aspect, of size 02 cm X 01 cm, bone deep, margins irregular.
- 27 Abrasion present over dorsal aspect of right foot, 02cm below base of last toe of size 01x01 cm, red.
- 28 Lacerated wound present over dorsal aspect of third toe of right foot, of size 02 cm X 01 cm, muscle deep, margins irregular.
- 29 Abrasion present over left knee anterior aspect, of size 02x02 cm, red.
- Chul*

PDF Created Using



Camera Scanner

Easily Scan documents & Generate PDF



<https://play.google.com/store/apps/details?id=photo.pdf.maker>